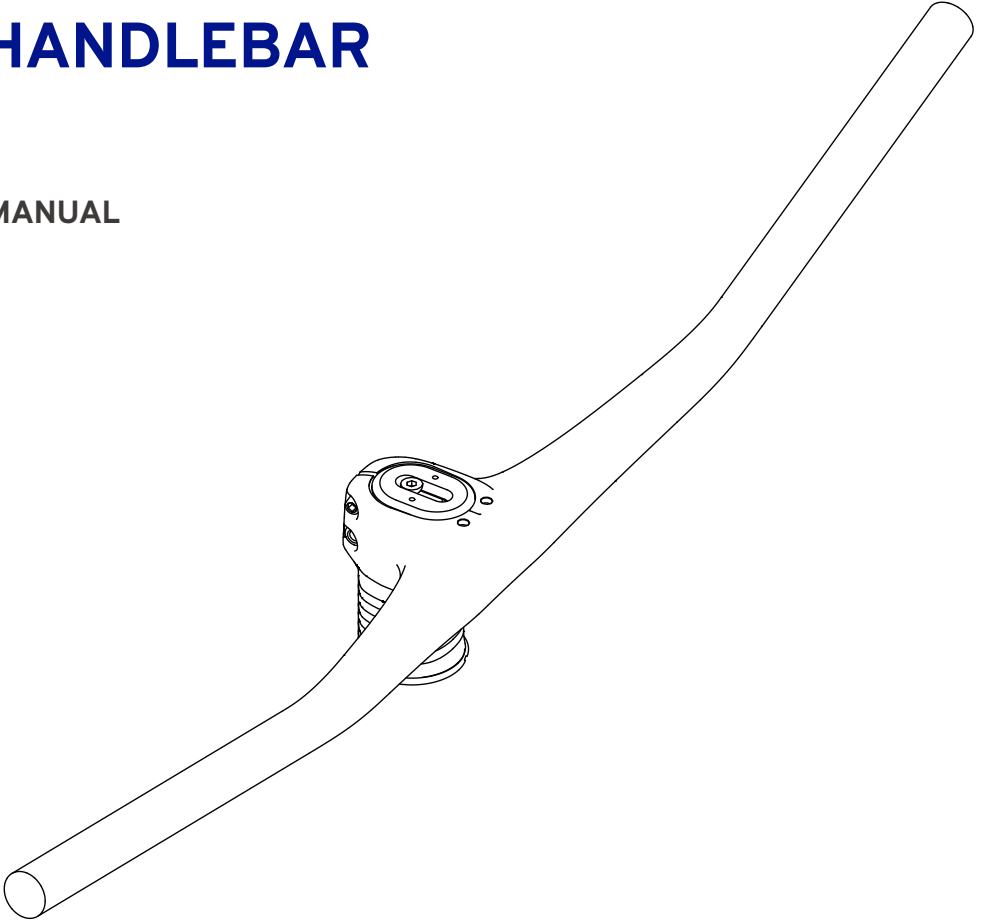


|ENGLISH|

# CONTACT SLR TRAIL INTEGRATED HANDLEBAR

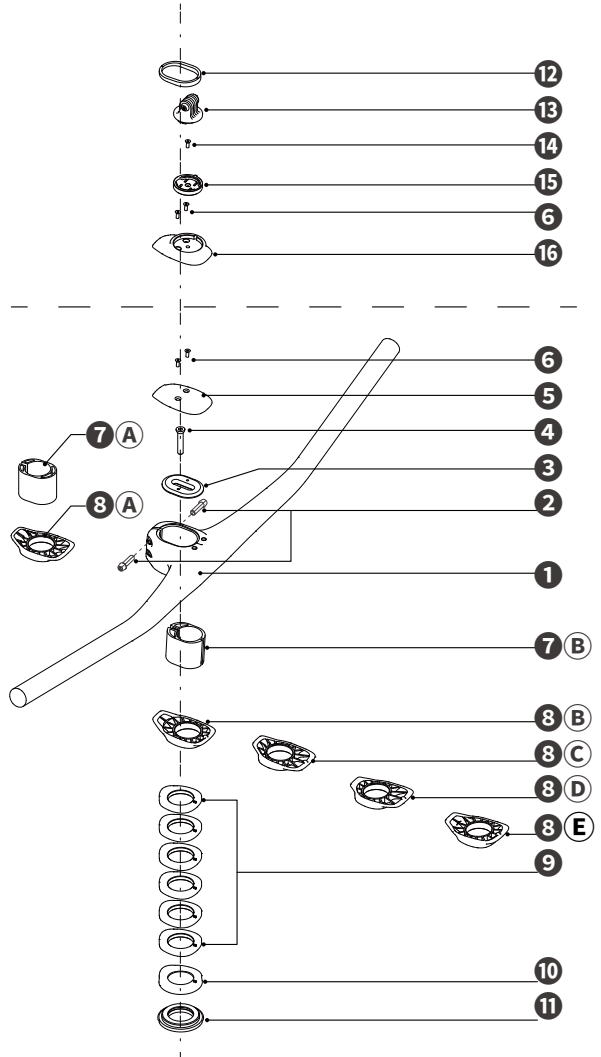
MANUAL



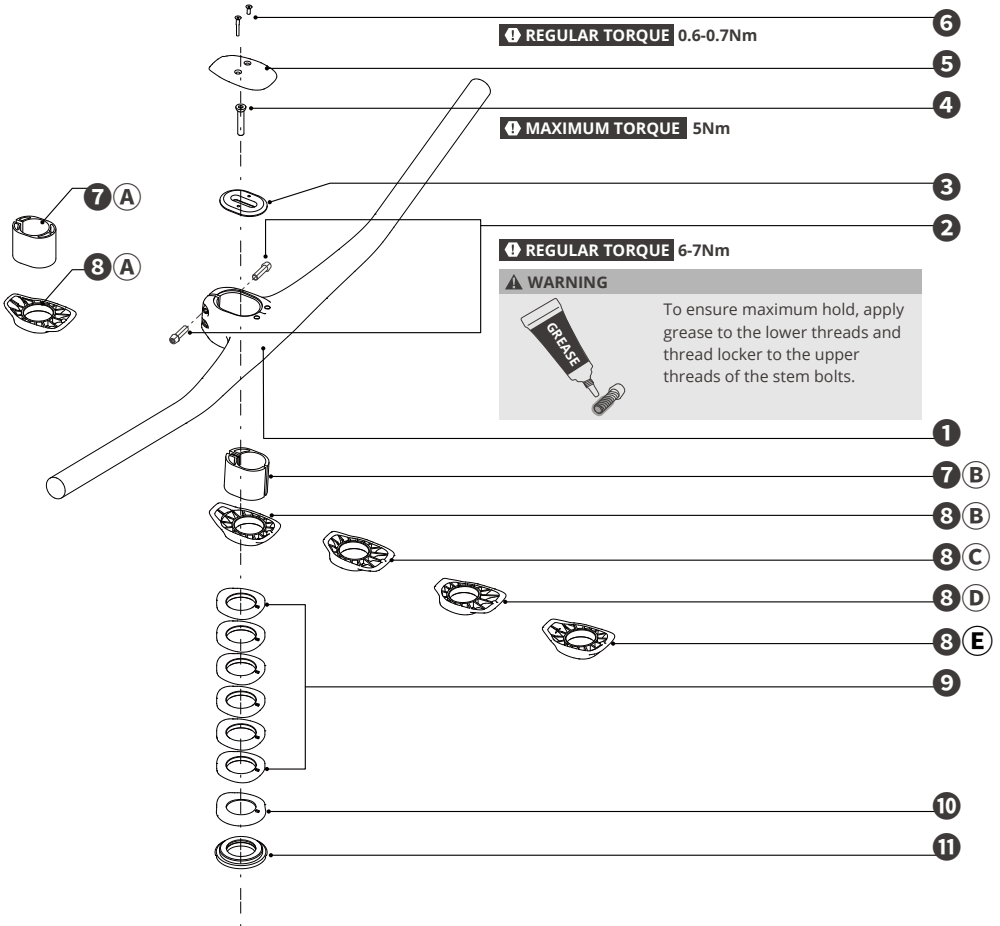
**GIANT**

Intended for mountain bikes with an integrated cockpit, a steerer diameter of 1 1/8" and external cable routing.

INDEX	PARTS	SPEC	QTY
1	Handle bar		1
2	Ti stem bolt	M6x20mm	2
3	Top cap		1
4	Bolt	M6x32mm	1
5	Top cover		1
6	Bolt	M3x8mm	2
7A	One piece sleeve	45mm/0°	1
7B	Two pieces sleeve	40mm & 50mm/±3°	1
8A	Angle spacer	45mm/0°	1
8B	Angle spacer	40mm/-3°	1
8C	Angle spacer	50mm/-3°	1
8D	Angle spacer	50mm/+3°	1
8E	Angle spacer	40mm/+3°	1
9	Mid spacer		6
10	Con spacer		1
11	Dust wiper		1
12	Height adjust spacer	40mm& 50mm/±3°	1
13	Camera mount		1
14	Bolt	M3x8mm	1
15	GPS mount		1
16	Top cover for GPS mount		1



# INSTALLATION



For full installation and safety instructions please use the QR codes below:

**VIDEO TUTORIALS:**

<https://myagi-2.wistia.com/medias/1tkqskn1gj>

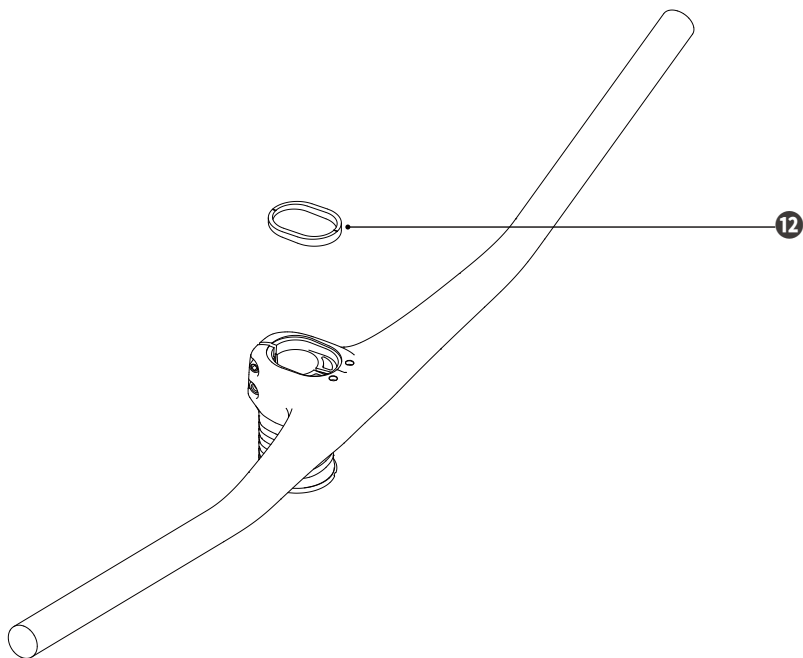


**WEB PAGE:**

<https://www.giant-bicycles.com/global/showcase/contact-slr-trail-integrated-bar>



## SPACER FOR MEASURING BEFORE CUTTING THE STEERER TUBE (40MM/50MM $\pm 3^\circ$ EXCLUSIVE)



# GPS MOUNT INSTALLATION

